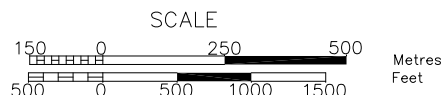
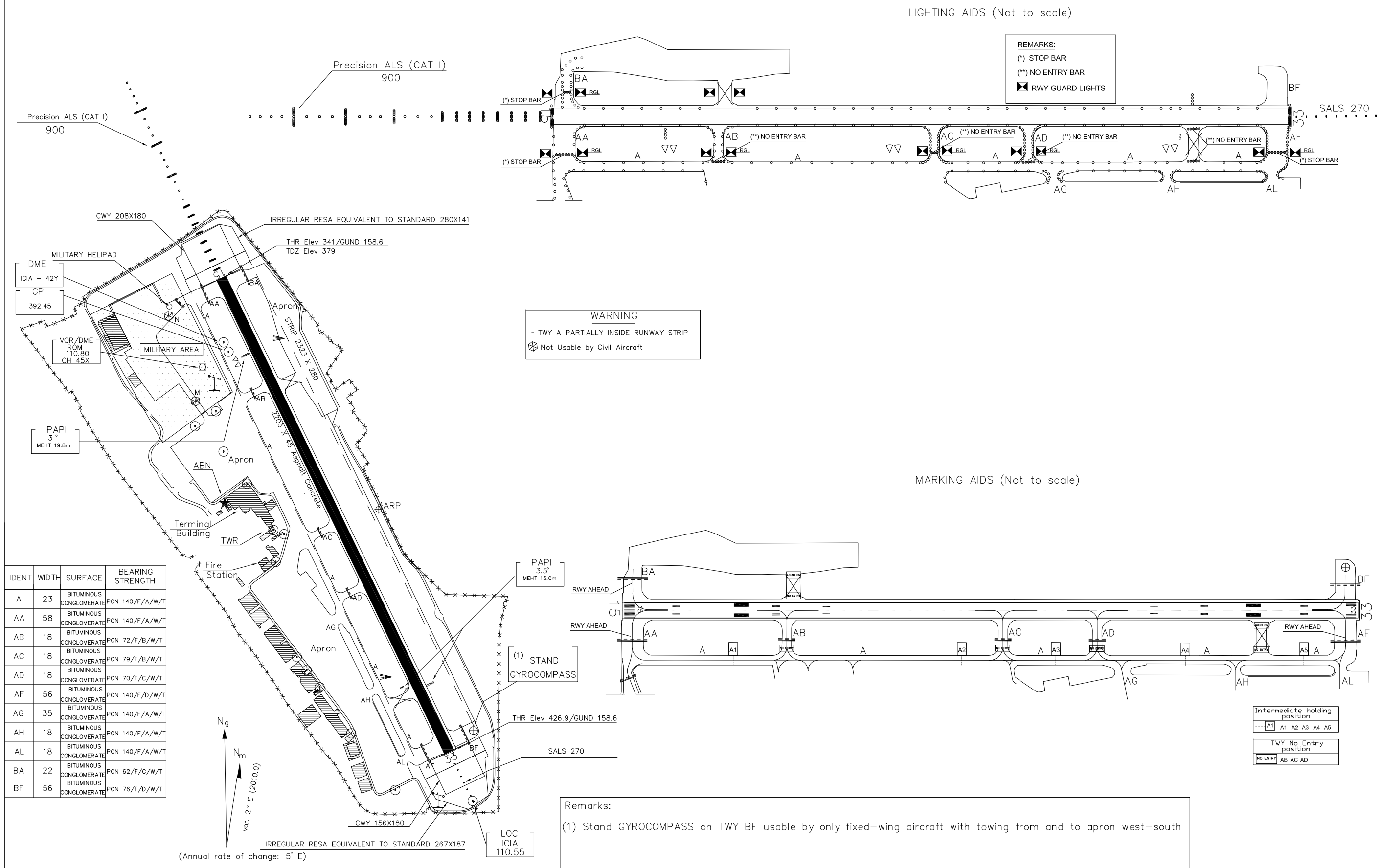


Bearings are magnetic		TWR 120.500 (119.400)	
Distances in metres		GND 121.750	
Elevations in feet AMSL		ATIS 122.425	
Coordinates WGS84			
RWY	QFU	THR	BEARING STRENGTH
15	150°	41° 48' 28.95" N 012° 35' 19.81" E	PCN 102/F/C/W/T
33	330°	41° 47' 25.49" N 012° 36' 03.58" E	PCN 102/F/C/W/T



AD ELEV	ROMA/CIAMPINO	
427		
APRON ELEV	L I R A	41° 47' 58" N 012° 35' 50" E
419		

CHANGE: MARKING and LIGHTING AIDS updated

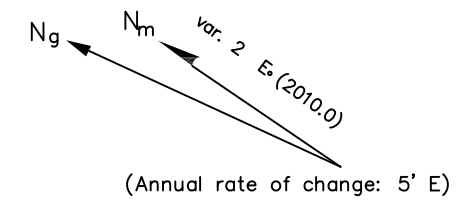


Bearings are magnetic Distances in metres Elevations in feet AMSL Coordinates WGS84	TWR
	120.500(119.400)
	GND
	121.750
ATIS	
122.425	

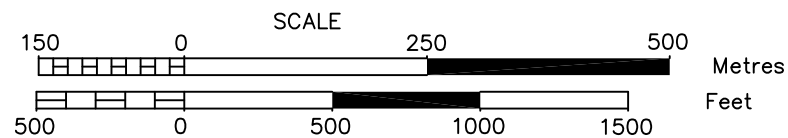
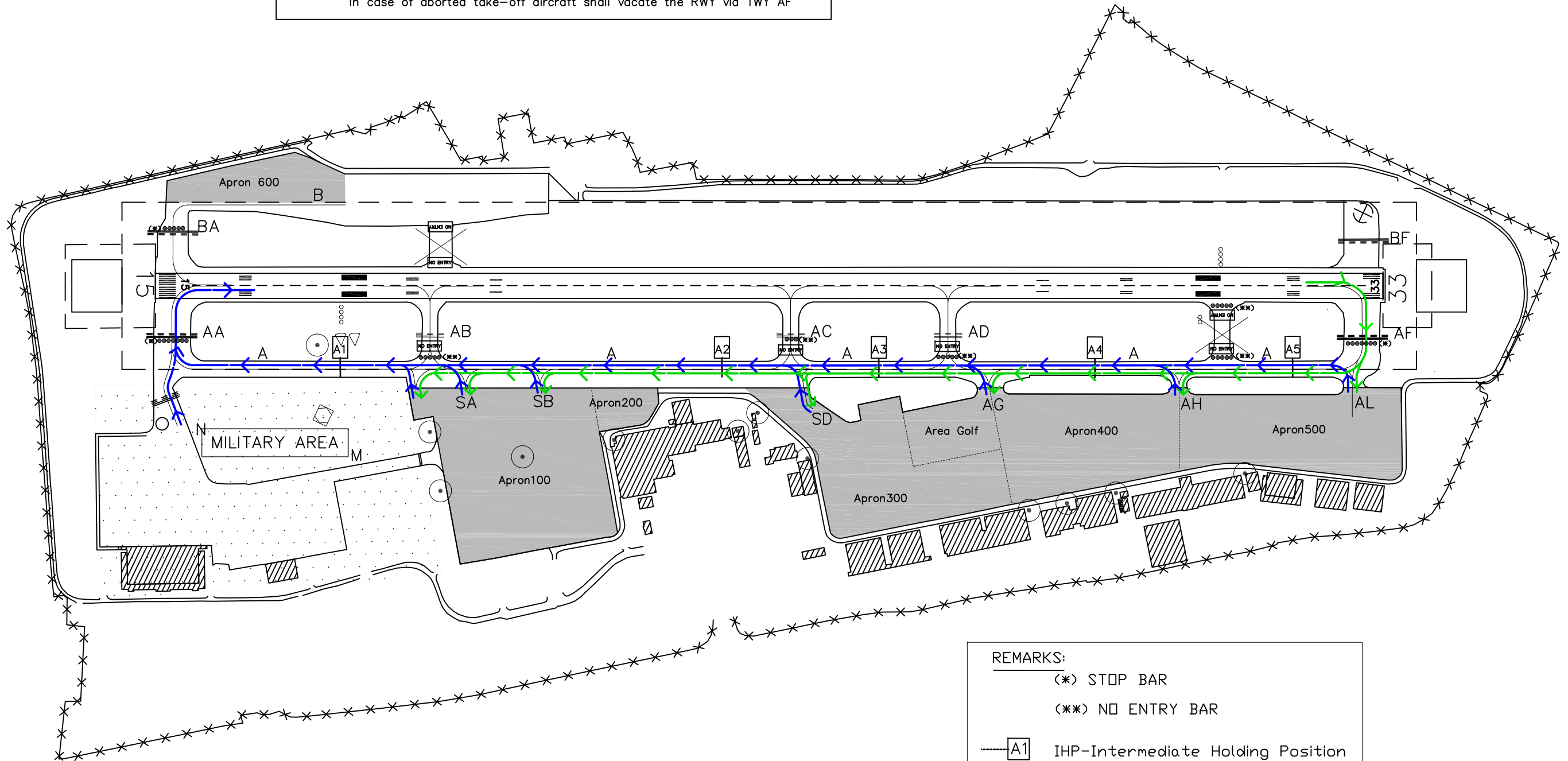
AD ELEV	ROMA/CIAMPINO	
427		
APRON ELEV	L I R A	41° 47'58" N 012° 35'50" E
419		

APPLICABLE IN REDUCED VISIBILITY CONDITIONS AND WITH RVR 1200m OR BELOW

Remarks: RWY 15 is available for instrumental precision approach, landing ILS CAT I and take-off operations with RVR not less than 400m
Landing aircraft shall vacate the RWY via TWY AF
In case of aborted take-off aircraft shall vacate the RWY via TWY AF



CHANGE: Updated chart



REMARKS:

- (*) STOP BAR
- (**) NO ENTRY BAR
- A1 IHP-Intermediate Holding Position
- NO ENTRY No Entry
- Runway Holding Position
- Green line Landing aircraft routing
- Blue line Departing aircraft routing
- APRON AREA

Bearings are magnetic
 Distances in metres
 Elevation in FT AMSL
 Coordinates WGS84

TWR
 120.500
 (119.400)
 GND
 121.750
 ATIS
 122.425

REMARKS:
 (1)PRKG ON MIL STANDS 101 TO 105 AND 108 TO 109 AVBL ONLY PREVIOUS REQUEST TO 31ST WING BASE OPS OFFICE IN ADVANCE FROM ETA, TEL NR +390679702632 FAX NR +390679702204
 (2)START UP POINT SB1
 (3)START UP POINT SB2
 (4)START UP POINT TA1 ON TWY A ONLY STANDS 201 AND 202
 (5)MILITARY AREA ENTER/EXIT POINT
 (6)START UP / STOP POINT B1
 (7)STAND FROM 601 TO 605 ONLY TOWING RULES

AD ELEV
 427
 APRON ELEV
 419

ROMA/CIAMPINO

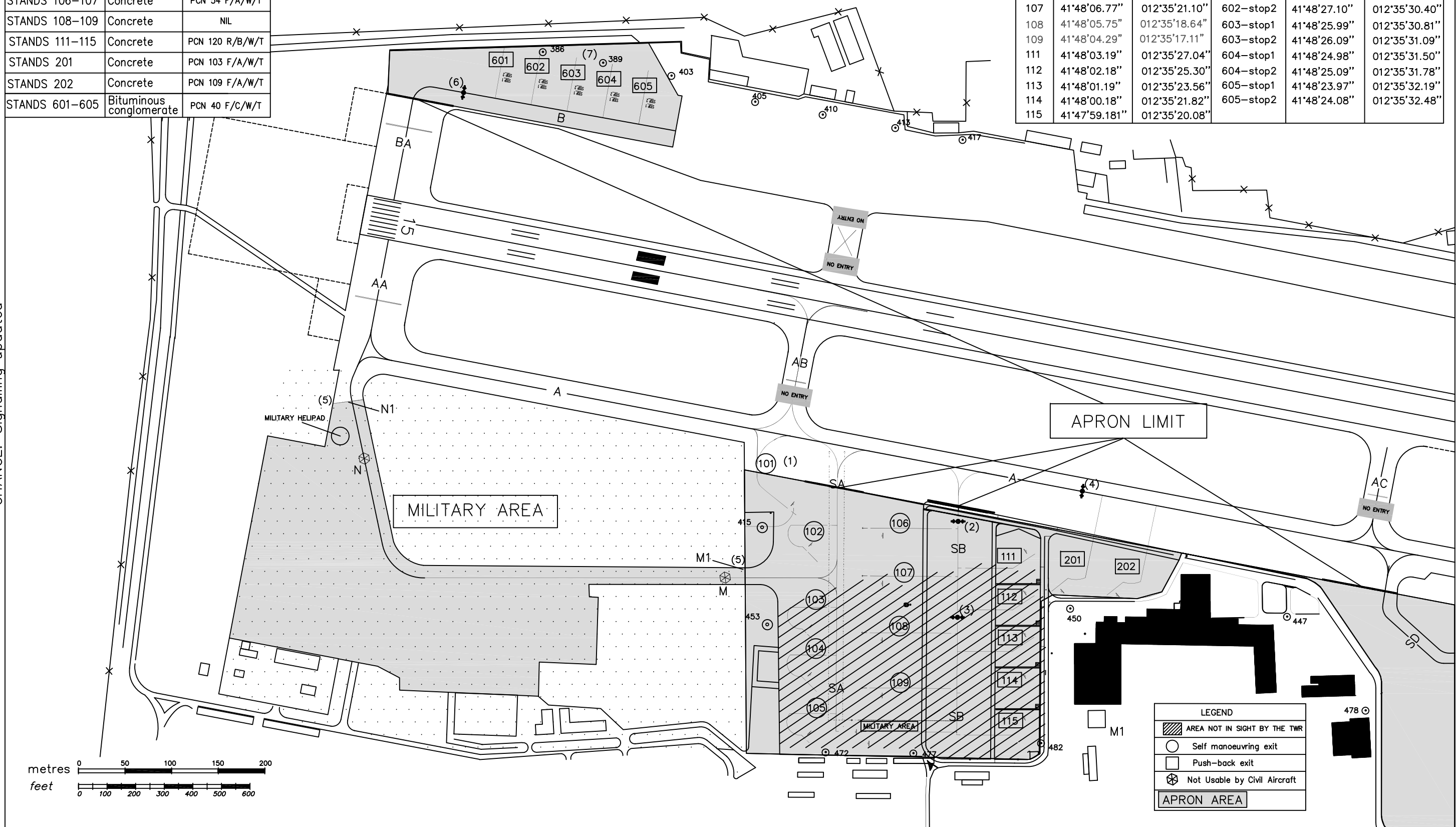
L I R A 41°47'58" N 012°35'50" E

APRON		
LIGHTING	Edge: NIL	
BEARING STRENGTH		
STANDS 101-105	Concrete	NIL
STANDS 106-107	Concrete	PCN 54 F/A/W/T
STANDS 108-109	Concrete	NIL
STANDS 111-115	Concrete	PCN 120 R/B/W/T
STANDS 201	Concrete	PCN 103 F/A/W/T
STANDS 202	Concrete	PCN 109 F/A/W/T
STANDS 601-605	Bituminous conglomerate	PCN 40 F/C/W/T

STANDS	N	E	STANDS	N	E
101	41°48'10.87"	012°35'21.20"	201	41°48'01.93"	012°35'26.47"
102	41°48'09.51"	012°35'20.21"	202	41°48'00.47"	012°35'27.74"
103	41°48'07.73"	012°35'17.10"			
104	41°48'06.69"	012°35'15.32"	601-stop1	41°48'28.00"	012°35'29.42"
105	41°48'05.40"	012°35'13.03"	601-stop2	41°48'28.11"	012°35'29.71"
106	41°48'07.76"	012°35'22.82"	602-stop1	41°48'26.99"	012°35'30.11"
107	41°48'06.77"	012°35'21.10"	602-stop2	41°48'27.10"	012°35'30.40"
108	41°48'05.75"	012°35'18.64"	603-stop1	41°48'25.99"	012°35'30.81"
109	41°48'04.29"	012°35'17.11"	603-stop2	41°48'26.09"	012°35'31.09"
111	41°48'03.19"	012°35'27.04"	604-stop1	41°48'24.98"	012°35'31.50"
112	41°48'02.18"	012°35'25.30"	604-stop2	41°48'25.09"	012°35'31.78"
113	41°48'01.19"	012°35'23.56"	605-stop1	41°48'23.97"	012°35'32.19"
114	41°48'00.18"	012°35'21.82"	605-stop2	41°48'24.08"	012°35'32.48"
115	41°47'59.181"	012°35'20.08"			

VAR 2° E -2010.0
 Annual rate of change 5' E

CHANGE: Signalling updated



Bearings are magnetic
Distances in metres
Elevation in ft AMSL
Coordinates WGS84

TWR
120.500
(119.400)
GND
121.750
ATIS
122.425

APRON

LIGHTING Edge: NIL

BEARING STRENGTH

STANDS 301-314	Bituminous conglomerate	60 F/C/W/T
STANDS 315-316	Concrete	120 R/C/W/T
STANDS 317-318	Bituminous conglomerate	60 F/C/W/T
STANDS 319-320	Concrete	120 R/C/W/T
STANDS 321-323	Bituminous conglomerate	60 F/C/W/T
STANDS 401-416	Concrete	120 R/C/W/T
STANDS 501-517	Concrete	120 R/C/W/T

REMARKS:

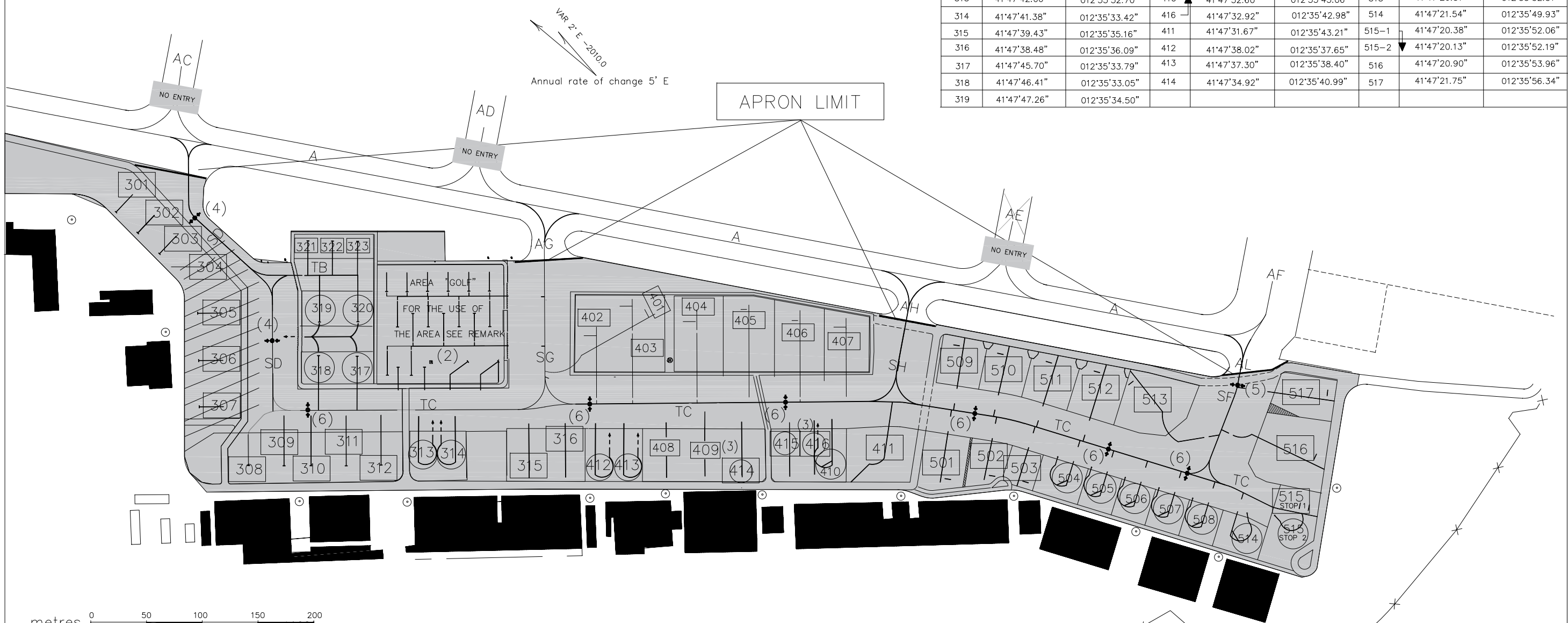
- Manoeuvring area is delimited by 'End of Apron' markings and composed as follows:
RWY 15/33, TWY A, related intersections
AA-AB-AC-AD-AF-BA-BF-AG-AH-AL.
All GND movements along all aprons with caution under pilots' responsibility and according to AVBL
SFC movement guidance system and marking such as approved by the appropriate AD authorities.
- Movement (IN/OUT) "area GOLF" of aircraft only TOWED
(see AD 2 LIRA Table 20, item 2, point 7)
- Stand 414-415 416 for helicopters only
- On Aprn Twy SD available two start-up points named SD1 and SD2
- On Aprn Twy SF available one start-up point named SF1
- On Aprn Twy TC available six start-up points named TC1,TC2,TC3,TC4,TC5,TC6

AD ELEV
427
APRON ELEV
419

ROMA/CIAMPINO

		L I R A		41°47'58" N		012°35'50" E		
STANDS	N	E	STANDS	N	E	STANDS	N	E
301	41°47'52.56"	012°35'32.78"	320	41°47'46.55"	012°35'35.24"	415	41°47'33.69"	012°35'42.17"
302	41°47'51.67"	012°35'32.51"	321	41°47'48.88"	012°35'36.78"	501	41°47'29.72"	012°35'45.07"
303	41°47'50.86"	012°35'32.36"	322	41°47'48.30"	012°35'37.38"	502	41°47'28.68"	012°35'46.01"
304	41°47'50.35"	012°35'31.76"	323	41°47'47.73"	012°35'37.98"	503	41°47'27.72"	012°35'46.72"
305	41°47'49.59"	012°35'30.71"	401	41°47'39.30"	012°35'42.87"	504	41°47'26.67"	012°35'47.35"
306	41°47'48.87"	012°35'29.64"	402	41°47'40.11"	012°35'40.83"	505	41°47'25.71"	012°35'47.85"
307	41°47'48.27"	012°35'28.36"	403	41°47'39.55"	012°35'42.77"	506	41°47'24.76"	012°35'48.34"
308	41°47'46.04"	012°35'27.99"	404	41°47'37.97"	012°35'43.63"	507	41°47'23.81"	012°35'48.84"
309	41°47'45.32"	012°35'28.75"	405	41°47'37.01"	012°35'45.12"	508	41°47'22.85"	012°35'49.33"
310-1	41°47'44.50"	012°35'29.61"	406	41°47'35.74"	012°35'46.12"	509	41°47'31.28"	012°35'49.34"
310-2	41°47'44.56"	012°35'29.70"	407	41°47'34.55"	012°35'47.19"	510	41°47'30.04"	012°35'50.19"
311	41°47'43.71"	012°35'30.60"	408	41°47'36.07"	012°35'38.64"	511	41°47'28.84"	012°35'51.04"
312	41°47'42.85"	012°35'31.50"	409	41°47'35.29"	012°35'39.47"	512	41°47'27.54"	012°35'51.93"
313	41°47'42.06"	012°35'32.70"	410	41°47'32.60"	012°35'43.06"	513	41°47'26.57"	012°35'52.51"
314	41°47'41.38"	012°35'33.42"	416	41°47'32.92"	012°35'42.98"	514	41°47'21.54"	012°35'49.93"
315	41°47'39.43"	012°35'35.16"	411	41°47'31.67"	012°35'43.21"	515-1	41°47'20.38"	012°35'52.06"
316	41°47'38.48"	012°35'36.09"	412	41°47'38.02"	012°35'37.65"	515-2	41°47'20.13"	012°35'52.19"
317	41°47'45.70"	012°35'33.79"	413	41°47'37.30"	012°35'38.40"	516	41°47'20.90"	012°35'53.96"
318	41°47'46.41"	012°35'33.05"	414	41°47'34.92"	012°35'40.99"	517	41°47'21.75"	012°35'56.34"
319	41°47'47.26"	012°35'34.50"						

CHANGE: Stands 313 and 314 coordinates updated



LEGEND

- AREA NOT IN SIGHT BY THE TWR
- Self manoeuvring exit
- Push-back exit
- Means: alternate to
- APRON AREA

AIRCRAFT PARKING DOCKING CHART REMARKS

APRON 100							
Stand	ACFT code	Dimensions restrictions	Follow Me	Movement in and out	Start up Points	Remarks	Mooring AVBL for ACFT
101	/	Military stand	/	/	/	AVBL only previous request to 31st wing base OPS office PN 48HR in advance from ETA, tel nr +390679072632 fax nr +390679702204 Pilot of ACFT bound to military ACFT stands shall monitor FREQ 130.300MHz (call sign 'Protocol') entering APN TWY 'SA', 'SB', or 'November' till the stop at the assigned ACFT	/
102	/	Military stand	/	/	/		/
103	/	Military stand	/	/	/		/
104	/	Military stand	/	/	/		/
105	/	Military stand	/	/	/		/
106	C	Up to ACFT B737-800W max overall length 39.48m max wing span 34.32m	Not necessary	Self in/ self out	/	/	/
107	D	Up to ACFT AB321-100, B737-800 W max overall length 44.51m max wing span 34.32m	Not necessary	Self in/ self out	/	/	/
108	C	Military stand	/	/	/	AVBL only previous request to 31st wing base OPS office PN 48HR in advance from ETA, tel nr +390679072632 fax nr +390679702204 Pilot of ACFT bound to military ACFT stands shall monitor FREQ 130.300MHz (call sign 'Protocol') entering APN TWY 'SA', 'SB', or 'November' till the stop at the assigned ACFT stand	/
109	/	Military stand	/	/	/	/	/
111	C	Up to ACFT B737-800W max overall length 39.48m max wing span 34.32m	Not necessary	Self in / Push out	SB1/SB2 (TWR Instruction)	/	/
112	C	Up to ACFT B737-800W max overall length 39.48m max wing span 34.32m	Not necessary	Self in / Push out	SB1/SB2 (TWR Instruction)	/	/
113	C	Up to ACFT B737-800W max overall length 39.48m max wing span 34.32m	Not necessary	Self in / Push out	SB1/SB2 (TWR Instruction)	/	/
114	C	Up to ACFT B737-800W max overall length 39.48m max wing span 34.32m	Not necessary	Self in / Push out	SB1/SB2 (TWR Instruction)	Whenever APU inoperative, pilots must inform Ciampino GND on FREQ 121.750 MHz before start-up and push back	/
115	C	Up to ACFT B737-800W max overall length 39.48m max wing span 34.32m	Not necessary	Self in / Push out	SB1/SB2 (TWR Instruction)	Whenever APU inoperative, pilots must inform Ciampino GND on FREQ 121.750 MHz before start-up and push back	/

APRON 200							
Stand	ACFT code	Dimensions restrictions	Follow Me	Movement in and out	Start up Points	Remarks	Mooring AVBL for ACFT
201	C	Up to ACFT A321-200 , B737-800W max overall length 44.51m max wing span 34.32m	Not necessary	Self In / Push Out	TA1	/	/
202	C	Up to ACFT B737-900 max overall length 42.11m max wing span 34.32m	Not necessary	Self In / Push Out	TA1	/	/

APRON 300							
Stand	ACFT code	Dimensions restrictions	Follow Me	Movement in and out	Start up Points	Remarks	Mooring AVBL for ACFT
301	B	Up to ACFT Falcon 900B max overall length 20.22m Max wing span 19.30m	Not necessary	Self In / Push Out	SD1 or SD2 (TWR Instruction)	/	/
302	B	Up to ACFT Falcon 900LX max overall length 20.22m max wing span 21.40m	Not necessary	Self In / Push Out	SD1 or SD2 (TWR Instruction)	/	/
303	B	Up to ACFT Falcon 900LX max overall length 20.22m max wing span 21.40m	Not necessary	Self In / Push Out	SD1 or SD2 (TWR Instruction)	/	/
304	C	Up to ACFT Gulfstream 650 max overall length 30.41m Max wing span 30.36m	Not necessary	Self In / Push Out	SD1 or SD2 (TWR Instruction)	/	/
305	C	Up to ACFT Gulfstream 550 max overall length 29.39m Max wing span 28.50m	Not necessary	Self In / Push Out	SD1 or SD2 (TWR Instruction)	/	/
306	C	Up to ACFT Gulfstream 550 max overall length 29.39m Max wing span 28.50m	Not necessary	Self In / Push Out	SD1 or SD2 (TWR Instruction)	/	/
307	C	Up to ACFT Gulfstream 650 max overall length 30.41m Max wing span 30.36m	Not necessary	Self In / Push Out	SD1, SD2 or TC1 (TWR Instruction)	/	/
308	B	Up to ACFT Falcon 900LX max overall length 20.22m max wing span 21.40m	Not necessary	Self In / Push Out	No	/	/
309	B	Up to ACFT Falcon 900LX max overall length 20.22m max wing span 21.40m	Not necessary	Self In / Push Out	TC1	/	/
310	B Stop 1	Up to ACFT Falcon 900LX max overall length 20.22m max wing span 21.40m	Not necessary	Self In / Push Out	TC1	/	/
	B Stop 2	Up to ACFT Canadair CL415 max overall length 19.82m Max wing span 28.60m	Not necessary	Self In / Push Out	TC1	/	/
311	C	Up to ACFT Canadair CL415 max overall length 19.82m Max wing span 28.60m	Not necessary	Self In / Push Out	TC1	/	/
312	C	Up to ACFT Canadair CL415 max overall length 19.82m Max wing span 28.60m	Not necessary	Self In / Push Out	TC1	/	/
313	A	Up to ACFT P180 max overall length 14.40m Max wing span 14.00m	Not necessary	Self in/ Self out(*)	No	(*) Self out only when stand 314 is not engaged, otherwise Push-Back	/
314	A	Up to ACFT P180 max overall length 14.40m Max wing span 14.00m	Not necessary	Self in/ Self out(*)	No	(*) Self out only when stand 313 is not engaged, otherwise Push-Back	/
315	A	Up to ACFT Canadair CL415 max overall length 19.82m Max wing span 28.60m	Not necessary	Self In / Push Out	TC2	/	Canadair CL 415
316	C	Up to ACFT Gulfstream V max overall length 29.39m Max wing span 28.50m	Not necessary	Self In / Push Out	TC2	/	Canadair CL 415
317	B	Up to ACFT Falcon 900LX max overall length 20.22m max wing span 21.40m	Not necessary	Self in/ Self out(*)	No	/	/
318	B	Up to ACFT Falcon 900LX max overall length 20.22m max wing span 21.40m	Not necessary	Self in/ Self out(*)	No	/	/
319	B	Up to ACFT Falcon 900LX max overall length 20.22m max wing span 21.40m	Not necessary	Self in/ Self out(*)	No	/	Falcon 900LX Learjet 45 Challenger 350
320	B	Up to ACFT Falcon 900LX max overall length 20.22m max wing span 21.40m	Not necessary	Self in/ Self out(*)	No	/	Falcon 900LX Learjet 45 Challenger 350
321	B	Up to ACFT Falcon 900B max overall length 20.22m Max wing span 19.33m	Not necessary	Self In / Push Out	SD1 or SD2 (TWR Instruction)	/	/
322	B	Up to ACFT Falcon 900B max overall length 20.22m Max wing span 19.33m	Not necessary	Self In / Push Out	SD1 or SD2 (TWR Instruction)	/	/
323	B	Up to ACFT Falcon 900B max overall length 20.22m Max wing span 19.33m	Not necessary	Self In / Push Out	SD1 or SD2 (TWR Instruction)	/	/

APRON 400							
Stand	ACFT code	Dimensions restrictions	Follow Me	Movement in and out	Start up Points	Remarks	Mooring AVBL for ACFT
401	E	Up to ACFT B747-400 max overall length 70.67m Max wing span 64.92m	Yes	Towing / Push	No	Exit with push/towing on TWY ALPHA to IHP A3 or A4 at TWR discretion	/
402(*)	C	Up to ACFT Gulfstream 550 max overall length 29.39m Max wing span 28.50m	Not necessary	Self in / Push out	TC2 or TC3 (TWR Instruction)	(*) AVBL also for HEL with largest overall width between 13.5m and 18m in self in/self out manoeuvring with marshalling and follow me car, and largest overall width greater than 18m in push in/push out manoeuvring with engines off and follow me car	/
403(*)	C	Up to ACFT A321-200, B737-800W max overall length 44.51m max wing span 34.32m	Not necessary	Self in / Push out	TC2 or TC3 (TWR Instruction)	(*) AVBL also for HEL with largest overall width between 13.5m and 20m in self in/self out manoeuvring with marshalling and follow me car	/
404(*)	C	Up to ACFT B737-800W max overall length 39.48m max wing span 34.32m	Not necessary	Self in / Push out	TC2 or TC3 (TWR Instruction)	(*) AVBL also for HEL with largest overall width between 13.5m and 20m in self in/self out manoeuvring with marshalling and follow me car	/
405(*)	C	Up to ACFT A321-200, B737-800W max overall length 44.51m max wing span 34.32m	Not necessary	Self in / Push out	TC2, TC3 or TC4 (TWR Instruction)	(*) AVBL also for HEL with largest overall width between 13.5m and 20m in self in/self out manoeuvring with marshalling and follow me car	/
406(*)	C	Up to ACFT B737-800W max overall length 39.48m max wing span 34.32m	Not necessary	Self in / Push out	TC2, TC3 or TC4 (TWR Instruction)	(*) AVBL also for HEL with largest overall width between 13.5m and 20m in self in/self out manoeuvring with marshalling and follow me car	/
407(*)	C	Up to ACFT B737-800W max overall length 39.48m max wing span 35.80m	Not necessary	Self in / Push out	TC2, TC3 or TC4 (TWR Instruction)	(*) AVBL also for HEL with largest overall width between 13.5m and 20m in self in/self out manoeuvring with marshalling and follow me car	/
408	B	Up to ACFT Gulfstream IV max overall length 27.23m Max wing span 23.72m	Not necessary	Self in / Push out	TC2 or TC3 (TWR Instruction)	/	Falcon 900 and 900LX Learjet 45
409	C	Up to ACFT Gulfstream 550 max overall length 29.39m max wing span 28.50m	Not necessary	Self in / Push out	TC2 or TC3 (TWR Instruction)	/	Falcon 7X
410	/	Up to ACFT P180 max overall length 14.40m Max wing span 14.00m	Not necessary	Self in / Self out	No	Alternatives with stand H416	/
411	C	Up to ACFT B737-800W max overall length 39.48m max wing span 34.32m	Not necessary	Self in / Push out	TC3 / TC4	/	Falcon 7X
412	A	Up to ACFT P180 max overall length 14.40m Max wing span 14.00m	Not necessary	Self in / Self out	No	Non simultaneous entry/exit with stand 413	Piaggio P-180
413	A	Up to ACFT P180 max overall length Max wing span 14.40m	Not necessary	Self in / Self out	No	Non simultaneous entry/exit with stand 412	Piaggio P-180
H 414	/	Up to ACFT HEL Agusta Bell 109	Not necessary	Self in / Self out	No	/	/
H 415	/	Up to ACFT HEL Agusta Bell 412	Not necessary	Self in / Self out	No	Start-up engine, alternatives with stand H 416 engaged	/
H 416	/	Up to ACFT HEL Agusta Bell 412	Not necessary	Self in / Self out	No	Start-up engine, alternatives with stand H 415 engaged	/

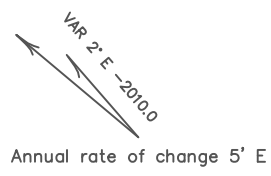
APRON 500							
Stand	ACFT code	Dimensions restrictions	Follow Me	Movement in and out	Start up Points	Remarks	Mooring AVBL for ACFT
501	C	Up to ACFT Gulfstream 650 max overall length 30,41m max wing span 30,36m	Not necessary	Self in / Push out	TC4	/	/
502	B	Up to ACFT Gulfstream 400 max overall length 26,92m max wing span 23,72m	Not necessary	Self in / Push out	TC4	/	Falcon 7X
503	B	Up to ACFT Falcon 900LX max overall length 20,22m max wing span 21,40m	Not necessary	Self in / Push out	TC4	/	Falcon 900LX Learjet 45
504	Reserved stands						
505							
506							
507							
508							
509	C	Up to ACFT Gulfstream 650 max overall length 30,41m max wing span 30,36m	Not necessary	Self in / Push out	TC4	/	/
510	C	Up to ACFT Gulfstream 650 max overall length 30,41m max wing span 30,36m	Not necessary	Self in / Push out	TC4	/	/
511	C	Up to ACFT A-319 max overall length 33,84m max wing span 34,10m	Not necessary	Self in / Push out	TC5	/	Falcon 7X
512	C	Up to ACFT B737-800 max overall length 39,48m max wing span 34,32m	Not necessary	Self in / Push out	TC5	/	/
513	D	Up to ACFT B767-200 max overall length 48,52m max wing span 47,57m	Not necessary	Self in / Push out	SF1	/	/
514	B	Up to ACFT Falcon 900B max overall length 20,22m max wing span 19,33m	Not necessary	Self in / Self out	/	/	Falcon 900B
515 STOP1	C	Up to ACFT Gulfstream 650 max overall length 30,41m max wing span 30,36m	Not necessary	Self in / Push out	TC6	/	/
515 STOP2	B	Up to ACFT Falcon 900B max overall length 20,20m Max wing span 19,33m	Not necessary	Self in / Self out	/	/	/
516	D	Up to ACFT B767-300EWR max overall length 54,92m max wing span 50,88m	Not necessary	Self in / Push out	SF1	/	/
517	C	Up to ACFT Global 7000 max overall length 34,00m max wing span 31,79m	Not necessary	Self in / Push out	SF1	/	Falcon 7X

APRON 600							
Stand	ACFT code	Dimensions restrictions	Follow Me	Movement in and out	Start up Points	Remarks	Mooring AVBL for ACFT
601	C	Up to Gulfstream 450 max overall length 27,23m max wing span 23,50m	NO	Push in / Push out	B1	Push-in from Stop point B1 Specific Stop for CL-415	/
602	C	Up to Gulfstream 650 max overall length 30,41m max wing span 30,36m	NO	Push in / Push out	B1	Push-in from Stop point B1 Specific Stop for CL-415	/
603	C	Up to Gulfstream 650 max overall length 30,41m max wing span 30,36m	NO	Push in / Push out	B1	Push-in from Stop point B1 Specific Stop for CL-415	/
604	C	Up to Gulfstream 650 max overall length 30,41m max wing span 30,36m	NO	Push in / Push out	B1	Push-in from Stop point B1 Specific Stop for CL-415	/
605	C	Up to Gulfstream 650 max overall length 30,41m max wing span 30,36m	NO	Push in / Push out	B1	Push-in from Stop point B1 Specific Stop for CL-415	/

DEREGULATION AREA (GOLF)							
<i>Position</i>	<i>ACFT code</i>	<i>Dimensions restrictions</i>	<i>Follow Me</i>	<i>Movement in and out</i>	<i>Start up Points</i>	<i>Remarks</i>	<i>Mooring AVBL for ACFT</i>
G1	A	Up to Falcon 20	NO	Towing in /out	NO		/
G2	A	Up to Falcon 20	NO	Towing in /out	NO		/
G3	B	Up to Gulfstream 400	NO	Towing in /out	NO		/
G4	B	Up to Gulfstream 400	NO	Towing in /out	NO		/
G5	A	Up to Falcon 20	NO	Towing in /out	NO		/
G6	A	Up to Falcon 20	NO	Towing in /out	NO		/
G7	B	Up to Falcon 900B	NO	Towing in /out	NO		Falcon 50-900LX-EX-DX-B Falcon200LX Falcon7X Falcon8X
G8	B	Up to Falcon 900B	NO	Towing in /out	NO		Challenger 300-605 / CL600-Ciattion Sovereign / Learjet 45-60 / Hawer800XP / Falcon 50-900LX-EX-DX-B / Falcon 200LX-X
G9	B	Up to Falcon 900B	NO	Towing in /out	NO		Challenger 300-605 CL600-Ciattion Sovereign- Learjet 45-60- Hawer800XP-Falcon 50-900LX-EX-DX-B Falcon 200LX-X
G10	B	Up to Falcon 900B	NO	Towing in /out	NO		Challenger 300-605 CL600-Ciattion Sovereign- Learjet 45-60- Hawer800XP-Falcon 50-900LX-EX-DX-B Falcon 200LX-X
G11	B	Up to Falcon 50	NO	Towing in /out	NO		Challenger 300-605 CL600-Ciattion Sovereign Learjet 45-60- Hawer800XP-Falcon 50-900LX-EX-DX-B Falcon 200LX-X
G12	B	Up to Falcon 50	NO	Towing in /out	NO		Challenger 300-605 CL600-Ciattion Sovereign- Learjet 45-60- Hawer800XP-Falcon 50-900LX-EX-DX-B Falcon 200LX-X
G13	B	Up to Falcon 50	NO	Towing in /out	NO		Challenger 300-605 CL600-Ciattion Sovereign- Learjet 45-60- Hawer800XP-Falcon 50-900LX-EX-DX-B Falcon 200LX-X

DEREGULATION AREA (GOLF)							
<i>Position</i>	<i>ACFT code</i>	<i>Dimensions restrictions</i>	<i>Follow Me</i>	<i>Movement in and out</i>	<i>Start up Points</i>	<i>Remarks</i>	<i>Mooring AVBL for ACFT</i>
G14	B	Up to Falcon 50	NO	Towing in /out	NO		Falcon 50-900LX-EX-DX-B Falcon2000LX Falcon7X Falcon8X
G15	A	Up to Falcon 20	NO	Towing in /out	NO		Falcon 50-900LX-EX-DX-B Falcon2000LX Falcon7X Falcon8X
G16	B	Up to Falcon 900LX	NO	Towing in /out	NO		Challenger 300-605 CL600- Ciattion Sovereign - Learjet 45- 60- Hawer800XP- Falcon 50-900LX-EX-DX-B Falcon 200LX-
G17	B	Up to Falcon 900LX	NO	Towing in /out	NO		Challenger 300-605 CL600- Ciattion Sovereign- Learjet 45- 60- Hawer800XP- Falcon 50-900LX-EX-DX-B Falcon 200LX-
G18	B	Up to Falcon 900LX	NO	Towing in /out	NO		Challenger 300-605 CL600- Ciattion Sovereign- Learjet 45- 60- Hawer800XP- Falcon 50-900LX-EX-DX-B Falcon 200LX-
G19	B	Up to Falcon 900LX	NO	Towing in /out	NO		Falcon 50-900LX-EX-DX-B Falcon2000LX Falcon7X Falcon8X

 TWR - 120.500 (119.400)
 GND - 121.750
ATIS - 122.425



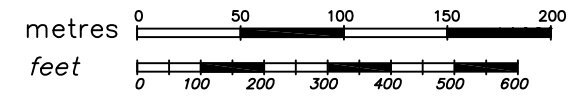
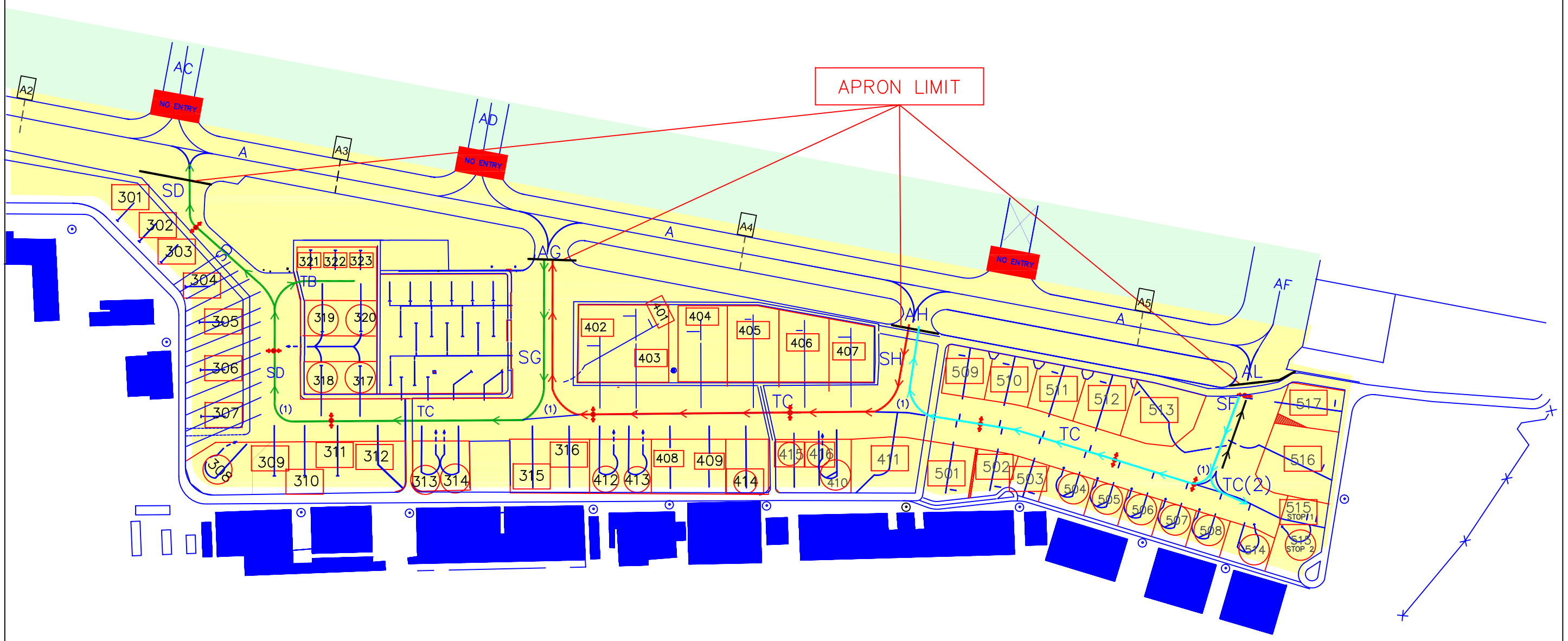
AD ELEV 427	ROMA / CIAMPINO	
APRON ELEV 419		
	L I R A	41°47'58" N 012°35'50" E

APN TWY	Dimensions restrictions	REMARKS:
SG*	Max wing-span 36.00 m	(1) Aircraft code C must use idle power during turn on taxiway intersection
* APN TAXIWAY CAN BE USED FOR ACFT ICAO CODE "D" AND "E" ACCORDING TO TWR INSTRUCTIONS AND FOLLOW-ME COMPULSORY.		

TAXI CLOCKWISE FOR ARRIVALS AND DEPARTURES					
ARRIVALS			DEPARTURES		
STANDS	ROUTING	APN TWY	STANDS	ROUTING	APN TWY
From Stands 301 to 323 and stand 401	←←←	SG-TC-SD-TB	From Stands 301 to 323	←←←	TC-SD
From Stands 402 to 413	←←←	SH-TC	From Stands 401 to stand 410	←←←	TC-SG
From Stands 501 to 517	←←←	SF-TC	From Stands 411 and 501 to 512	←←←	TC-SH
			From Stands 513 to 517	←←←	SF
Remark Or otherwise instructed by ground control					

LEGEND	
	Aircraft Routings Area 300
	Aircraft Routings Area 400
	Aircraft Routings Area 500
	Aircraft Routings Area 500 exit

CHANGE: Apron stands 412 and 413 modified and updated chart



APN TWY	Dimensions restrictions	APN TWY	Dimensions restrictions
SD	Max wing-span 36.00 m	TC	Max wing-span 36.00 m
SG*	Max wing-span 65.00 m	TC(2)	Max wing-span 29.00 m
SH	Max wing-span 36.00 m	AH	Max wing-span 36.00 m
SF	Max wing-span 52.00 m	AL	Max wing-span 45.00 m
AG	Max wing-span 65.00 m	TB	Max wing-span 22.00 m

Intermediate holding position IHP	
N	E
A2 41°47'57.68" 012°35'34.10"	
A3 41°47'49.50" 012°35'39.72"	
A4 41°47'38.53" 012°35'47.29"	
A5 41°47'28.39" 012°35'54.30"	

LEGEND	
	AREA NOT IN SIGHT BY THE TWR
	Self manoeuvring exit
	Push-back exit
	Stands for helicopters

 TWR – 120.500 (119.400)
 GND – 121.750
ATIS – 122.425

APN TWY	Dimensions restrictions
SB	Max wing-span 36.00* m
SA	Max wing-span 52.00* m
B	Max wing-span 31.00** m

* APN TWY SA AND SB CAN BE USED FOR ACFT ICAO CODE "D" AND "E" ACCORDING TO TWR INSTRUCTIONS AND FOLLOW-ME COMPULSORY.
 ** APN TWY B CAN BE USED ONLY BY TOWED ACFT

REMARKS:
 (1) Military area enter/exit point

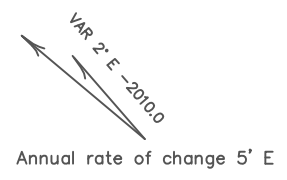
Intermediate holding position		
IHP	N	E
A1	41°48'18.29"	012°35'19.88"
A2	41°47'57.68"	012°35'34.10"

AD ELEV 427	ROMA/CIAMPINO	
APRON ELEV 419		
L I R A	41°47'58" N	012°35'50" E

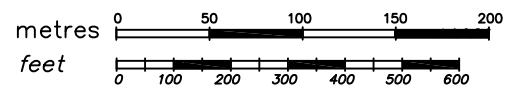
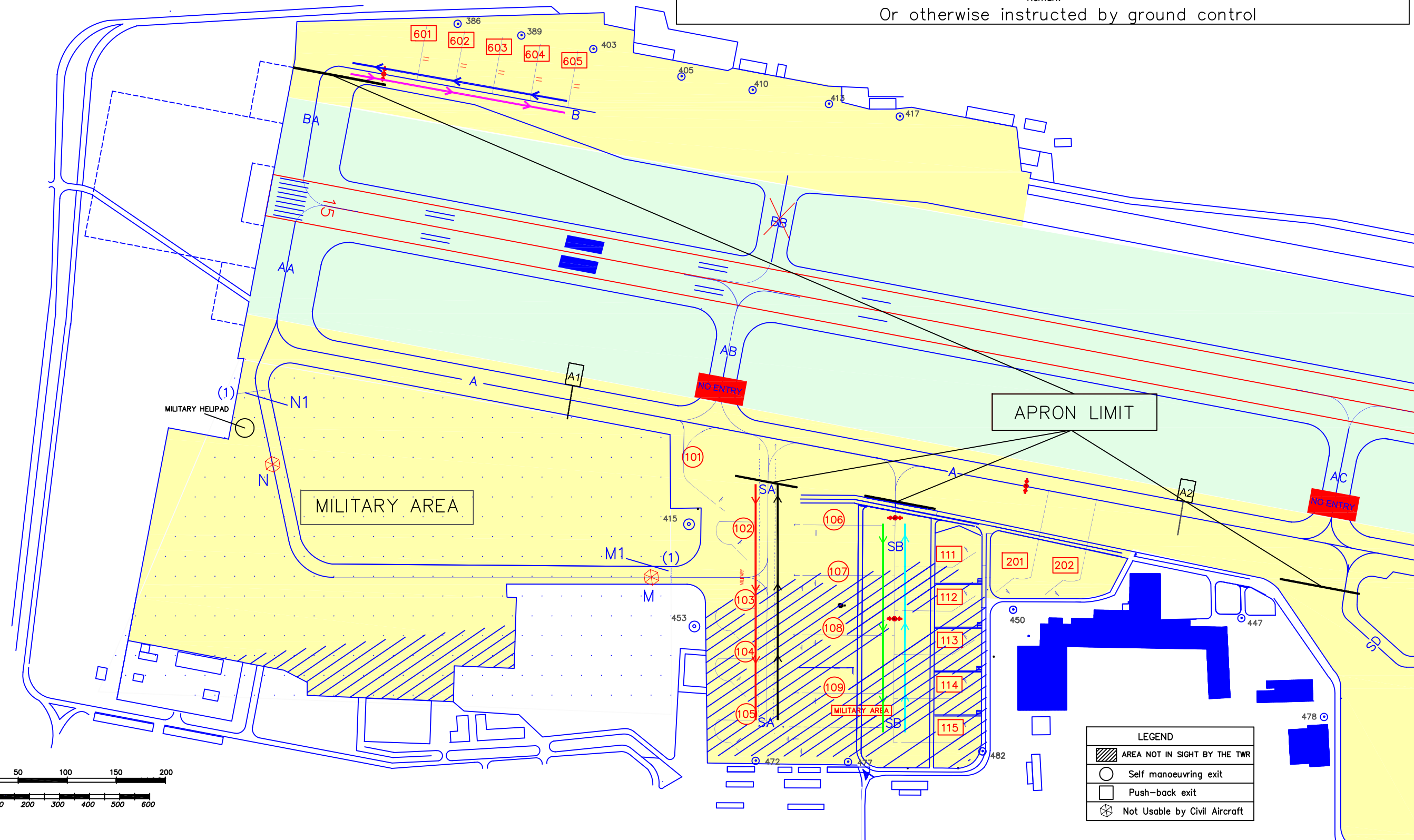
TAXI FOR ARRIVALS AND DEPARTURES

ARRIVALS			DEPARTURES		
STANDS	ROUTING	APN TWY	STANDS	ROUTING	APN TWY
To Stands 101 to 105		SA	From Stands 101 to 109 and MILITARY AREA		SA
To Stands 106 to 109, 111 to 115		SB	From Stands 111 to 115		SB
To MILITARY AREA		SB	From Stands 601 to 605 (acft towed)		B
To Stands 601 to 605 (acft towed)		B			

Remark
 Or otherwise instructed by ground control



Change: Layout APRON 200 and renumbered chart



LEGEND	
	AREA NOT IN SIGHT BY THE TWR
	Self manoeuvring exit
	Push-back exit
	Not Usable by Civil Aircraft